

5-Point Collection Sheet




Clip UPCs – The Points Really Add Up! It's as Easy as 1 – 2 – 3!

1. **Collect** 5-point product UPCs from **Campbell's Labels for Education™** participating products.*
2. **Glue** them on the collection sheet.
3. **Turn in** your completed collection sheet to your coordinator!

* See Eligible Products list for details.

Tip from coordinator: Remove this page from the newsletter, photocopy and send home to parents as a handy way to collect UPCs.



Place **5-Point** UPC Here!



Place **5-Point** UPC Here!



Place **5-Point** UPC Here!



Place **5-Point** UPC Here!




Place **5-Point** UPC Here!




Place **5-Point** UPC Here!



Place **5-Point** UPC Here!



Place **5-Point** UPC Here!



Place **5-Point** UPC Here!




Place **5-Point** UPC Here!



Place **5-Point** UPC Here!



Place **5-Point** UPC Here!



Place **5-Point** UPC Here!




Place **5-Point** UPC Here!



Place **5-Point** UPC Here!



Place **5-Point** UPC Here!



Place **5-Point** UPC Here!



Place **5-Point** UPC Here!



Place **5-Point** UPC Here!

FREE 5-POINT SQUARE!
FREE Points If All
Other Spaces Are Filled

School Name: _____

City: _____

State: _____